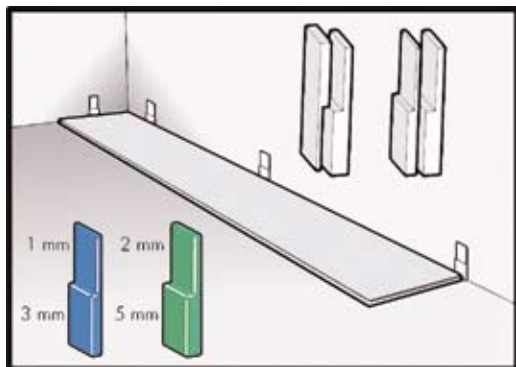


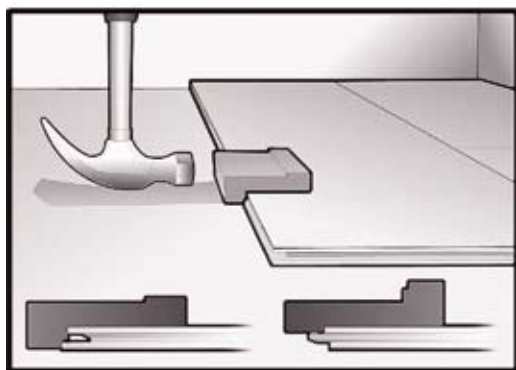
Installation Kit



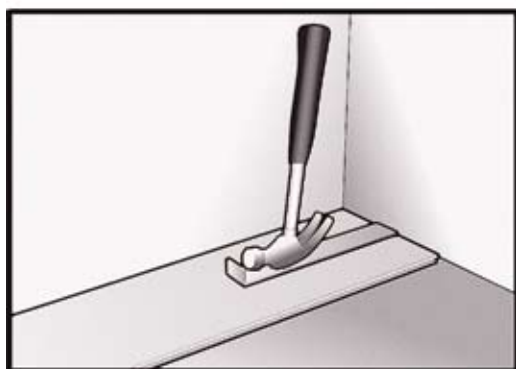
INSTALLATION INSTRUCTIONS



Use the distance spacers between the plank and the wall. They help you ensure the right distance between the planks and the wall.



The Tapping block is used to get the panels together and fits all laminate floorings.



The Pull bar is used to get the last panels together, on both short and long side.

